



**District Report Card: 2017**


<b>State:</b> Telangana	<b>District:</b> Komaram Bheem
<b>Class:</b> 5	<b>Subject:</b> Language
<b>Schools:</b> 60	<b>Students:</b> 869


**Participation/Coverage**


**Students**

<b>GENDER</b> 	Boys		Girls	
	Number	%	Number	%
	438	50.40	431	49.60

<b>AREA</b> 	Rural		Urban	
	Number	%	Number	%
	845	97.24	24	2.76

<b>CATEGORY</b> 	SC		ST		OBC		GEN	
	Number	%	Number	%	Number	%	Number	%
	101	11.62	441	50.75	289	33.26	38	4.37

<b>CWSN</b> 	LD	VI	HI	S&LD	ID	Oth
	0	1	2	2	0	0

<b>Management</b> 	Government		Government-aided	
	Number	%	Number	%
	839	96.55	30	3.45

**Average Performance of Students in Language (%)**

Overall	Gender		Area		Management		Social Group			
	Male	Female	Rural	Urban	Govt.	Aided	SC	ST	OBC	GEN
49.83	48.57	51.11	49.85	49.17	50.26	37.78	50.30	45.03	55.62	60.18

## Performance on Learning Outcomes (LOs)

Learning Outcomes	Description	Average Performance(%)
L504	Reads and comprehends independently storybooks, news items/ headlines, advertisements etc.	48.42
L508	Reads text with comprehension, locates details and sequence of events	50.53

Range of Performance of Students who Answered Correctly							
Below 30%		30% - 50%		50% - 75%		Above 75%	
Number	%	Number	%	Number	%	Number	%
189	21.75	268	30.84	276	31.76	136	15.65

## Lowest Performing Learning Outcomes (LOs)

- 1 - Reads and comprehends independently storybooks, news items/ headlines, advertisements etc. (48.42)
- 2 - Reads text with comprehension, locates details and sequence of events (50.53)